

Single Sided Self Service Protector

FINISH:

- Brushed Stainless Steel
- Clear Anodized Aluminum
- Powder Coat:
 - Black
 - Silver

RAL # _____

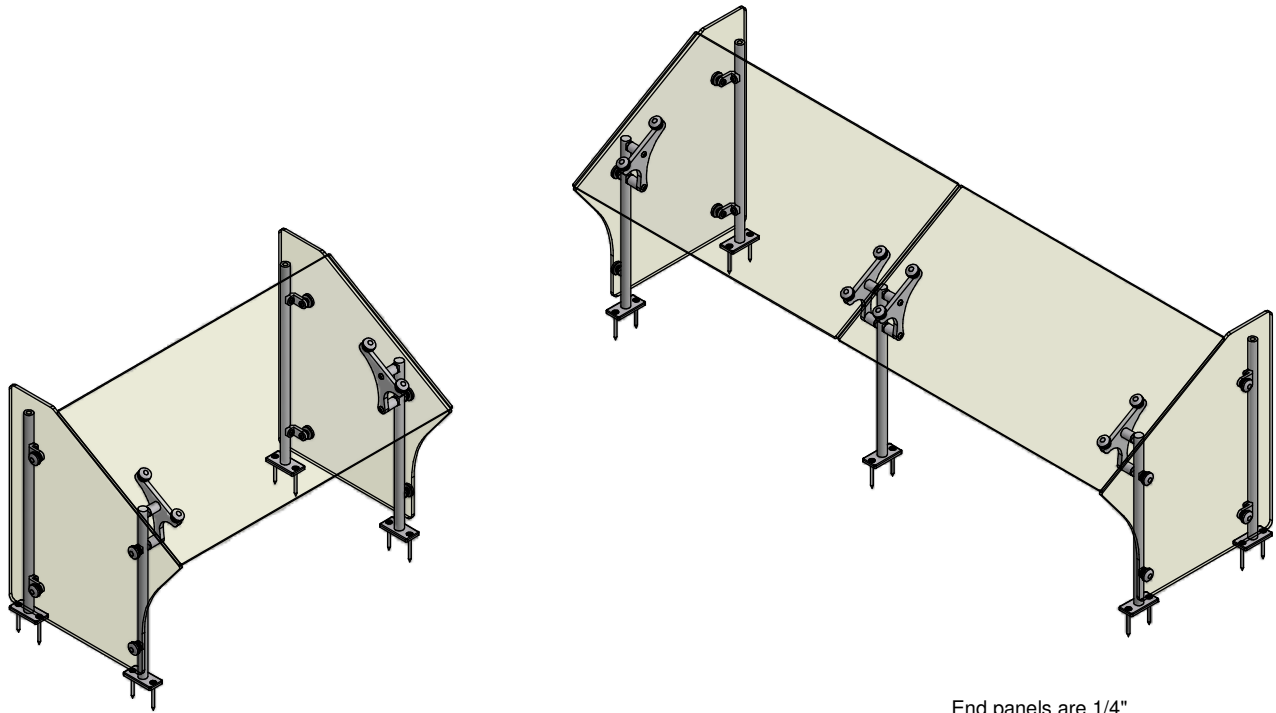
GLASS:

- 1/4" Clr Temp - Std
- 3/8" Clr Temp
- 1/2" Clr Temp
- Frosted

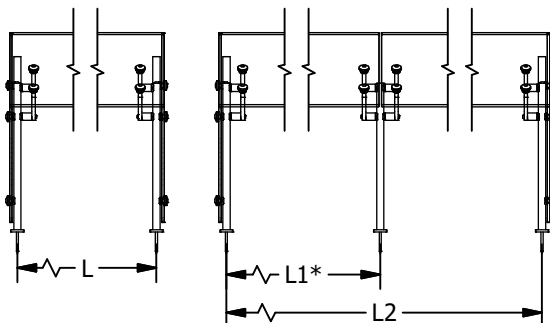
OPTIONS(*):

- End Panel - LT
- End Panel - RT

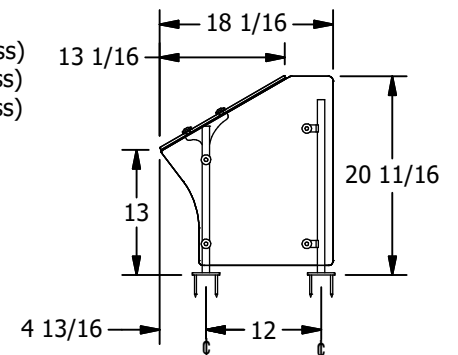
(*) Not all options available on all models
Contact factory for specific information
For Mounting Options see Mounting Hardware Guide



End panels are 1/4" clear tempered glass unless otherwise specified.



-Centerline Dimensions -
L / L1 - 51" Max (1/4" Glass)
63" Max (3/8" Glass)
69" Max (1/2" Glass)



(* - Middle support is centered unless L1 dimension is specified)